













Swivel castor with total brake mounted behind:

**BPPN 1603 2101**



## Technical data

Diameter		160 mm
Wheel width		45 mm
Hub length		60 mm
Height		195 mm
Offset		53 mm
Wheel axle diameter		20 mm
Top plate dimensions		135 x 110 mm
Top plate hole diameter		11 mm
Dist. between holes		105 x 75,80 mm
Brake swivel radius		178 mm
Load capacity		350 kg
Weight		2.8 kg

## Technical description

Swivel fork of deep drawn zinc-coated steel,

swivel bearing with double ball race way and searing (excluded the bolt hole fixing plate) with a total lock brake



## Wheel

Polyamide wheel with roller bearing