













Swivel castor with total brake mounted behind:

**BPPN 1603 1100**



## Technical data

|                         |   |                   |
|-------------------------|---|-------------------|
| Diameter                |    | 160 mm            |
| Wheel width             |    | 45 mm             |
| Hub length              |    | 60 mm             |
| Height                  |    | 195 mm            |
| Offset                  |    | 53 mm             |
| Wheel axle diameter     |    | 20 mm             |
| Top plate dimensions    |    | 135 x 110 mm      |
| Top plate hole diameter |   | 11 mm             |
| Dist. between holes     |  | 105 x<br>75,80 mm |
| Brake swivel radius     |  | 178 mm            |
| Load capacity           |  | 350 kg            |
| Weight                  |  | 2.5 kg            |

## Technical description

Swivel fork of deep drawn zinc-coated steel,

swivel bearing with double ball race way and sealing (excluded the bolt hole fixing plate) with a total lock brake



## Wheel

Polyamide wheel with plain bearing