











Swivel castor with total brake mounted behind:

BPPN 1255 1001



Technical data

Diameter		125 mm
Wheel width		40 mm
Hub length		45 mm
Height		156 mm
Offset		41 mm
Wheel axle diameter		15 mm
Bolt hole diameter		12.3 mm
Brake swivel radius		138 mm
Load capacity		150 kg
Weight		1.1 kg

Technical description

Swivel fork of deep drawn zinc-coated steel,

swivel bearing with double ball race way and
sealing (excluded the bolt hole fixing plate) with a
total lock brake



Wheel

Polyamide wheel with plain bearing