











Swivel castor with total brake mounted behind:

BPPN 1005 2001



## Technical data

|                     |   |         |
|---------------------|---|---------|
| Diameter            |    | 100 mm  |
| Wheel width         |    | 35 mm   |
| Hub length          |    | 40 mm   |
| Height              |    | 128 mm  |
| Offset              |    | 34 mm   |
| Wheel axle diameter |    | 12 mm   |
| Bolt hole diameter  |    | 12.3 mm |
| Brake swivel radius |   | 128 mm  |
| Load capacity       |  | 150 kg  |
| Weight              |  | 0.9 kg  |

## Technical description

Swivel fork of deep drawn zinc-coated steel,

swivel bearing with double ball race way and sealring (excluded the bolt hole fixing plate) with a total lock brake



## Wheel

Polyamide wheel with roller bearing