

Swivel castor with directional lock:







357r 32C125b Z522

On request

RHOMBUS



Technical data

Diameter		125 mm
Tread width		32 mm
Height		157 mm
Offset		41,5 mm
Stem size		24x45 M8/19 mm
Load capacity		100 kg

Technical description

sheet steel metal housing

swivel bearing with double ball race

zinc passivated

also available with plate PD (77x67 mm) and bolt hole LC (11 mm)



Wheel

solid rubber tyre blue-grey (Shore A 80)

sheet steel metal rim zinc passivated

metal thread guard

flange bearing