











Swivel castor with total brake mounted behind:

**BPPM 1255 1001**



## Technical data

|                     |   |         |
|---------------------|---|---------|
| Diameter            |    | 125 mm  |
| Wheel width         |    | 37.5 mm |
| Hub length          |    | 45 mm   |
| Height              |    | 156 mm  |
| Offset              |    | 41 mm   |
| Wheel axle diameter |    | 15 mm   |
| Bolt hole diameter  |    | 12.3 mm |
| Brake swivel radius |   | 138 mm  |
| Load capacity       |  | 100 kg  |
| Weight              |  | 1.3 kg  |

## Technical description

Swivel fork of deep drawn zinc-coated steel,

swivel bearing with double ball race way and sealing (excluded the bolt hole fixing plate) with a total lock brake



## Wheel

Polypropylene wheel with black rubber tyre (Shore A 85) and plain bearing