







Swivel castor with total brake mounted behind:

357h 32C100b Z522

RHOMBUS 



Technical data

| | | |
|---------------|---|-------------------|
| Diameter |  | 100 mm |
| Tread width |  | 32 mm |
| Height |  | 132,5 mm |
| Offset |  | 47,5 mm |
| Stem size |  | 24x45 M8/19 mm |
| Load capacity |  | 80 kg |

Technical description

sheet steel metal housing

swivel bearing with double ball race

zinc passivated

also available with plate PD (77x67 mm) and bolt hole LC (11 mm)



Wheel

solid rubber tyre blue-grey (Shore A 80)

sheet steel metal rim zinc passivated

metal thread guard

flange bearing