









Swivel castor with total brake mounted behind:

341h 33G100b ZPC



## Technical data

Diameter		100 mm
Tread width		24 mm
Height		124 mm
Offset		28 mm
Top plate dimensions		60x60 mm
Top plate hole diameter		6,3 mm
Dist. between holes		47x47/37x37 mm
Load capacity		60 kg

## Technical description

sheet steel metal housing

swivel bearing with double ball race

zinc passivated



## Wheel

solid rubber tyre blue-grey (Shore A 80)

plastic wheel centre grey

plain bearing

Attention: wheel in Ø 50 mm riveted!