

Swivel castor:







357a 32C150b Z522

On request

RHOMBUS 



## Technical data

Diameter		150 mm
Tread width		32 mm
Height		183,5 mm
Offset		51 mm
Stem size		24x45 M8/19 mm
Load capacity		110 kg

## Technical description

sheet steel metal housing

swivel bearing with double ball race

zinc passivated

also available with plate PD (77x67 mm) and bolt hole LC (11 mm)



## Wheel

solid rubber tyre blue-grey (Shore A 80)

sheet steel metal rim zinc passivated

metal thread guard

flange bearing