












Swivel castor with total brake mounted behind:

BPAU 2003 6440



Technical data

Diameter		200 mm
Wheel width		50 mm
Hub length		62 mm
Height		235 mm
Offset		67 mm
Top plate dimensions		140 x 110 mm
Top plate hole diameter		10.5 mm
Dist. between holes		105 x 75,80 mm
Brake swivel radius		178 mm
Load capacity		250 kg
Weight		3.6 kg

Technical description

Swivel fork of deep drawn zinc-coated steel,
swivel bearing with double ball race way and
sealing (excluded the bolt hole fixing plate) with a
total lock brake



Wheel

Aluminium wheels with bonded-on polyurethane
tyre (Shore A 92) with two deep groove ball
bearings and steel collar bushes external diameter
15/20/25 mm to internal 8/10/12 mm. Operating
temperatures from -20°C to + 80°C