












Swivel castor with total brake mounted in front:

BFCN 1253 6100



## Technical data

Diameter		125 mm
Wheel width		50 mm
Hub length		64 mm
Height		177 mm
Offset		56 mm
Top plate dimensions		150 x 110 mm
Top plate hole diameter		10.5 mm
Dist. between holes		105 x 75,80 mm
Brake swivel radius		160 mm
Load capacity		800 kg
Weight		5 kg



## Wheel

Cast iron wheel with two deep groove ball bearings