










Swivel castor with total brake mounted behind:

BDPE 0755 1001



Technical data

Diameter		75 mm
Wheel width		25 mm
Hub length		30 mm
Height		98 mm
Offset		28 mm
Top plate hole diameter		10.5 mm
Brake swivel radius		85 mm
Load capacity		60 kg
Weight		0.32 kg



Wheel

Polypropylene wheel with a grey rubber tyre

(Shore A 85) with zincplated threadguards