













Swivel castor with total brake mounted behind:

BAPS 0602 6100



## Technical data

Diameter		60 mm
Wheel width		25 mm
Hub length		30 mm
Height		96 mm
Offset		26 mm
Wheel axle diameter		6 mm
Top plate dimensions		80 x 80 mm
Top plate hole diameter		8.5 mm
Dist. between holes		60,50 x 60,50 mm
Brake swivel radius		100 mm
Load capacity		55 kg
Weight		0.6 kg

## Technical description

Swivel fork of deep drawn chrome coated sheet steel

Swivelhead with sealed precision ball bearings with

a total lock brake



## Wheel

Plastic wheel with grey thermoplastic rubber (Santoprene) tyre

(Shore A 90) with one deep groove ball bearing