

Swivel castor with total brake mounted behind:









357h 32C125b ZPF

On request

RHOMBUS 



Technical data

Diameter		125 mm
Tread width		32 mm
Height		154 mm
Offset		41,5 mm
Top plate dimensions		95x70 mm
Top plate hole diameter		9 mm
Dist. between holes		75x45/72x52 mm
Load capacity		100 kg

Technical description

sheet steel metal housing

swivel bearing with double ball race

zinc passivated

also available with plate PD (77x67 mm) and bolt hole LC (11 mm)



Wheel

solid rubber tyre blue-grey (Shore A 80)

sheet steel metal rim zinc passivated

metal thread guard

flange bearing