









Swivel castor:

357a 32C100b ZPF

On request



Technical data

Diameter		100 mm
Tread width		32 mm
Height		129,5 mm
Offset		41,5 mm
Top plate dimensions		95x70 mm
Top plate hole diameter		9 mm
Dist. between holes		75x45/72x52 mm
Load capacity		80 kg

Technical description

sheet steel metal housing

swivel bearing with double ball race

zinc passivated

also available with plate PD (77x67 mm) and bolt hole LC (11 mm)



Wheel

solid rubber tyre blue-grey (Shore A 80)

sheet steel metal rim zinc passivated

metal thread guard

flange bearing