






# Swivel castor: TSH 150 PT2HF

On request



## Technical data

Diameter		150 mm
Tread width		38 mm
Height		202 mm
Offset		62 mm
Top plate dimensions		150x110 mm
Top plate hole diameter		12/10 mm
Dist. between holes		120/105x60/75 mm
Load capacity		730 kg

## Technical description

heavy steel welded construction

zinc passivated

swivel castor with special turntable

grease filling and grease nipple in fork head

