










Swivel castor with total brake mounted behind:

**BTCO 1252 5100-8**



## Technical data

Diameter		125 mm
Wheel width		35 mm
Height		156 mm
Offset		40 mm
Top plate dimensions		105x86 mm
Top plate hole diameter		9 mm
Dist. between holes		82/77x60 mm
Load capacity		250 kg
Weight		1.2 g

## Technical description

Swivel fork of deep drawn zinc-coated steel

Swivel bearing with double ball raceways and sealing

with total lock brake and an extra sturdy

plate (4 mm) and fork legs (3.5 mm)

for even higher load capacity



## Wheel

Composite wheel polypropylene with red noise-reducing

thermoplastic rubber infill with one deep groove ball bearing