







Swivel castor:

357a 29G100r Z522

RHOMBUS



## Technical data

Diameter		100 mm
Tread width		30 mm
Height		132,5 mm
Offset		41,5 mm
Stem size		24x45 M8/19 mm
Load capacity		100 kg

## Technical description

sheet steel metal housing

swivel bearing with double ball race

zinc passivated

also available with plate PD (77x67 mm) and bolt hole LC (11 mm)



## Wheel (29K080a)

thermoplastic elastomer tyre (TPE) iron grey RAL 7011 (Shore A 80)

electrically conductive

plastic wheel centre and thread guard silver grey RAL7001

precision ball bearing

Contact discoloration on unsealed grounds possible!>>



**Alternatively chosen wheel:  
29K080a**