







Swivel castor:

357a 29G100r Z522

RHOMBUS 



Technical data

Diameter		100 mm
Tread width		30 mm
Height		132,5 mm
Offset		41,5 mm
Stem size		24x45 M8/19 mm
Load capacity		100 kg

Technical description

sheet steel metal housing

swivel bearing with double ball race

zinc passivated

also available with plate PD (77x67 mm) and bolt hole LC (11 mm)



Wheel (36K125b)

solid rubber tyre iron-grey RAL 7011 (Shore A 80)

plastic wheel centre and plastic thread guard silver grey RAL 7001

precision ball bearing



**Alternatively chosen wheel:
36K125b**