









Swivel castor with total brake mounted behind:

441h 08R160c ZPK-5

On request



## Technical data

Diameter		160 mm
Tread width		30 mm
Height		193 mm
Offset		57 mm
Top plate dimensions		140x110 mm
Top plate hole diameter		11 mm
Dist. between holes		105x80 mm
Load capacity		200 kg

## Technical description

Stable sheet steel design and proven technology

Easy running double ball bearing for good manoeuvrability

Sealing ring in swivel head



## Wheel

solid rubber tyre black (Shore A 80)

sheet steel metal rim zinc passivated

roller bearing