

Swivel castor with total brake mounted behind:







360h 33C050b ZLC

On request

RHOMBUS 



Technical data

| | | |
|--------------------|---------------------------------------------------------------------------------------|---------|
| Diameter |  | 50 mm |
| Tread width |  | 2x18 mm |
| Height |  | 73 mm |
| Offset |  | 25 mm |
| Bolt hole diameter |  | 10 mm |
| Load capacity |  | 60 kg |

Technical description

sheet steel metal housing

swivel bearing with double ball race

zinc passivated



Wheel

solid rubber tyre blue-grey (Shore A 80)

plastic wheel centre grey

metal thread guard zinc-passivated (from Ø 75 mm)

flange bearing

Attention: wheel in Ø 50 mm riveted!