







Swivel castor:

360a 33G075b ZLC

On request



Technical data

Diameter		75 mm
Tread width		2x18 mm
Height		98,5 mm
Offset		35 mm
Bolt hole diameter		10 mm
Load capacity		80 kg

Technical description

sheet steel metal housing

swivel bearing with double ball race

zinc passivated



Wheel

solid rubber tyre blue-grey (Shore A 80)

plastic wheel centre grey

plain bearing

Attention: wheel in Ø 50 mm riveted!