







Swivel castor:

360a 00G050x ZLC

On request



Technical data

Diameter		50 mm
Tread width		2x20 mm
Height		73 mm
Offset		25 mm
Bolt hole diameter		10 mm
Load capacity		60 kg

Technical description

sheet steel metal housing

swivel bearing with double ball race

zinc passivated



Wheel

polyamide black

plain bearing