









Swivel castor:

340a 29G050r ZPC-5

On request



Technical data

Diameter		50 mm
Tread width		20 mm
Height		69,5 mm
Offset		24 mm
Top plate dimensions		60X60 mm
Top plate hole diameter		6,3 mm
Dist. between holes		43x43 mm
Load capacity		40 kg

Technical description

sheet steel metal housing

swivel bearing with double ball race

zinc passivated

Wheel

thermoplastic elastomer tyre (TPE) iron grey RAL 7011 (Shore A 80)

plastic wheel centre silver grey RAL7001

without thread guard

plain bearing

Contact discoloration on unsealed grounds possible!>>