







Swivel castor with total brake mounted behind:

367h 29K200r Z522



Technical data

| | | |
|---------------|---|-------------------|
| Diameter |  | 200 mm |
| Tread width |  | 32 mm |
| Height |  | 236 mm |
| Offset |  | 61,01 mm |
| Stem size |  | 24x45 M8/19 mm |
| Load capacity |  | 120 kg |

Technical description

sheet steel metal housing

zinc passivated

swivel bearing with double ball race

protected from dust and water spray with plastic seal

also available with plate PD (77x67 mm)

also available with bolt hole LC (10,2 mm)

on inquiry also available with fixing pin Z622 (28x45 mm)



Wheel

thermoplastic elastomer tyre (TPE) iron grey RAL 7011 (Shore A 80)

plastic wheel centre and thread guard silver grey RAL7001

precision ball bearing

Contact discoloration on unsealed grounds possible!>>