







Swivel castor:

367a 29K200r Z522



Technical data

Diameter		200 mm
Tread width		32 mm
Height		236 mm
Offset		61 mm
Stem size		24x45 M8/19 mm
Load capacity		120 kg

Technical description

sheet steel metal housing
zinc passivated
swivel bearing with double ball race
protected from dust and water spray with plastic seal
also available with plate PD (77x67 mm)
also available with bolt hole LC (10,2 mm)
on inquiry also available with fixing pin Z622 (28x45 mm)



Wheel

thermoplastic elastomer tyre (TPE) iron grey RAL 7011 (Shore A 80)

plastic wheel centre and thread guard silver grey RAL7001

precision ball bearing

Contact discoloration on unsealed grounds possible!>>