







Wheel:

32C200wZ



Technical data

Diameter		200 mm
Tread width		32 mm
Hub length		37 mm
Wheel axle diameter		8 mm
Load capacity		120 kg
Weight		1172 g

Wheel

2-components-tyre blue-grey

tread Shore A 60, tyre core Shore A 85

sheet steel metal rim and thread guard
zinc-passivated

flange bearing