



WORLDWIDE NO.1

AIRPORTS

DISTRIBUTION CENTRES

DISTRIBUTORS

FOOD PROCESSING

GENERAL INDUSTRY

MEDICAL

MISCELLANEOUS



Colson castors with aluminium wheels are

SERIE – AB

































150-550 kg

Zwenk- en bokvorken in verzinkt plaatstaal.
Aluminium wielen met rubber zwarte band AB
(72° Shore A).

Swivel and rigid forks in zinc coated sheet steel
Aluminium wheels with black rubber tyre AB
(72° Shore A).

Lenk- und Bockgabel in verzinktem Stahlblech.
Aluminium Räder mit schwarzer Gummibereifung AB
(72° Shore A).

Chapes pivotantes et fixes en tôle d'acier zinguée.
Roues en aluminium à bandage caoutchouc noir AB
(72° Shore A).

											
	mm	mm	mm	mm	mm	mm	mm	mm	mm	mm	mm*
Light Industrial JP Serie											
	160	50		140x110	105x75/80	10,5	195	60	178	62	20/12
	200	50		140x110	105x75/80	10,5	235	67	178	62	20/12
Medium Industrial JT Serie											
	100	40		105x85	80x60	8,5	128	40	134	50	15/10
	125	38		105x85	80x60	8,5	155	42,5	134	50	15/10
	150	50		135x115	105x75/80	10,5	188	53	160	62	20/12
	200	50		135x115	105x75/80	10,5	238	53	160	62	20/12
Intensive Use JS Serie											
	100	40		105x85	80x60	9	130	40	120	45	15/8
	125	38		105x85	80x60	9	160	45	120	45	15/8
	125	50		135x112	105x75/80	11	160	50	145	62	20/12
	160	50		135x112	105x75/80	11	195	55	145	62	20/12
	200	50		135x112	105x75/80	11	235	60	145	62	20/12
	250	50		135x112	105x75/80	11	290	65	145	62	20/12
Intensive Use JB Serie											
	125	50		135x112	105x75/80	11	160	50	145	62	20/12
	160	50		135x112	105x75/80	11	195	55	145	62	20/12
	200	50		135x112	105x75/80	11	235	60	145	62	20/12
	250	50		135x112	105x75/80	11	290	65	145	62	25/12

* Losse wielen zijn voorzien van 2 kraagbussen













* Loose wheels have 2 flanged bushings included

Andere diameters op aanvraag
Grijze rubber banden op aanvraag
Andere hardheden op aanvraag

Other diameters on request
Grey rubber tyres on request
Other hardness on request

nd rubber tyre



											
	kg	kg		kg	kg		kg	kg		kg	kg
WPAB 1603 6440	350	1,4	JPAB 1603 6440	250	2,9	BPAB 1603 6440	250	3,3	FPAB 1603 6440	250	2,2
WPAB 2003 6440	450	1,7	JPAB 2003 6440	250	3,4	BPAB 2003 6440	250	3,8	FPAB 2003 6440	25	2,8
WTAB 1002 6150	180	0,5	JTAB 1002 6150	180	1,3	BTAB 1002 6150	180	1,5	FTAB 1002 6150	180	1,0
WTAB 1252 6150	200	0,7	JTAB 1252 6150	200	1,6	BTAB 1252 6150	200	1,8	FTAB 1252 6150	200	1,3
WTAB 1503 6440	300	1,2	JTAB 1503 6440	300	2,7	BTAB 1503 6440	300	3,0	FTAB 1503 6440	300	2,1
WTAB 2003 6440	450	1,7	JTAB 2003 6440	450	3,4	BTAB 2003 6440	450	3,8	FTAB 2003 6440	450	2,7
WHAB 1002 6150	180	0,5	JSAB 1002 6150	180	1,3	JSAB 1002 6150/B	180	1,5	FSAB 1002 6150	180	1,0
WHAB 1252 6150	200	0,7	JSAB 1252 6150	200	1,6	JSAB 1252 6150/B	200	1,8	FSAB 1252 6150	200	1,3
WHAB 1253 6440	220	1,0	JSAB 1253 6440	220	2,5	JSAB 1253 6440/B	220	2,8	FSAB 1253 6440	220	1,9
WHAB 1603 6440	350	1,4	JSAB 1603 6440	350	3,1	JSAB 1603 6440/B	350	3,4	FSAB 1603 6440	350	2,5
WHAB 2003 6440	450	1,7	JSAB 2003 6440	450	3,5	JSAB 2003 6440/B	450	3,8	FSAB 2003 6440	450	2,9
WHAB 2503 6440	550	2,4	JSAB 2503 6440	550	4,4	JSAB 2503 6440/B	550	4,7	FSAB 2503 6440	550	3,8
WHAB 1253 6440	220	1,0	JBAB 1253 6440	220	3,8	JBAB 1253 6440/B	220	3,8	FSAB 1253 6440	220	1,9
WHAB 1603 6440	350	1,4	JBAB 1603 6440	350	3,9	JBAB 1603 6440/B	350	4,2	FSAB 1603 6440	350	2,8
WHAB 2003 6440	450	1,7	JBAB 2003 6440	450	4,2	JBAB 2003 6440/B	450	4,5	FSAB 2003 6440	450	2,9
WHAB 2503 6440	550	2,4	JBAB 2503 6440	550	5,9	JBAB 2503 6440/B	550	6,2	JSAB 2503 6440	550	3,8

* Lose räder inclusive 2 Bundbuchszen

Sonstige Durchmesser auf Anfrage.
Grauer Gummibereifung auf Anfrage
Sonstige Härte auf Anfrage.

* Les roues seules sont fournies avec 2 bagues d'épaulement

Autres diamètres sur demande.
Bandage caoutchouc livrable en gris sur demande
Autres duretés sur demande.

Colson castors with aluminium wheels and

































SERIE – AU 250-800 kg

Zwenk- en bokvorken in verzinkt plaatstaal.
Aluminium wielen met opge vulcaniseerde
polyurethaan band AU (92° Shore A).

Swivel and rigid forks in zinc coated sheet steel.
Aluminium wheels with bonded-on
polyurethane tyre AU (92° Shore A).

Lenk- und Bockgabel in verzinktem Stahlblech.
Aluminium Räder mit auf vulkanisierter
Polyurethanbereifung AU (92° Shore A).

Chapes pivotantes et fixes en tôle d'acier zinguée.
Roues en aluminium à bandage
polyuréthane vulcanisé AU (92° Shore A).

											
	mm	mm	mm	mm	mm	mm	mm	mm	mm	mm	mm*
Light Industrial JP Serie											
	160	50		140x110	105x75/80	10,5	195	60	178	62	20/12
	200	50		140x110	105x75/80	10,5	235	67	178	62	20/12
Medium Industrial JT Serie											
	100	40		105x85	80x60	8,5	128	40	134	50	15/10
	125	38		105x85	80x60	8,5	155	42,5	134	50	15/10
	150	50		135x115	105x75/80	10,5	188	53	160	62	20/12
	200	50		135x115	105x75/80	10,5	238	53	160	62	20/12
Intensive Use JS Serie											
	100	40		105x85	80x60	9	130	40	120	45	15/8
	125	38		105x85	80x60	9	160	45	120	45	15/8
	125	50		135x112	105x75/80	11	160	50	145	62	20/12
	160	50		135x112	105x75/80	11	195	55	145	62	20/12
	200	50		135x112	105x75/80	11	235	60	145	62	20/12
	250	50		135x112	105x75/80	11	290	65	145	62	25/12
Intensive Use JB Serie											
	125	50		135x112	105x75/80	11	160	50	145	62	20/12
	160	50		135x112	105x75/80	11	195	55	145	62	20/12
	200	50		135x112	105x75/80	11	235	60	145	62	20/12
	250	50		135x112	105x75/80	11	290	65	145	62	25/12

* Losse wielen zijn voorzien van 2 kraagbussen

* Loose wheels have 2 flanged bushings included

Andere diameters op aanvraag.
Andere hardheden op aanvraag.

Other diameters on request.
Other hardness on request.

nd polyurethane tyre



	kg	kg		kg	kg		kg	kg		kg	kg
WPAU 1603 6440	600	1,1	JPAU 1603 6440	250	2,7	BPAU 1603 6440	250	3,1	FPAU 1603 6440	250	2,0
WPAU 2003 6440	800	1,5	JPAU 2003 6440	250	3,2	BPAU 2003 6440	250	3,6	FPAU 2003 6440	250	2,6
WTAU 1002 6150	200	0,5	JTAU 1002 6150	200	1,3	BTAU 1002 6150	200	1,5	FTAU 1002 6150	200	1,0
WTAU 1252 6150	300	0,6	JTAU 1252 6150	250	1,5	BTAU 1252 6150	250	1,7	FTAU 1252 6150	250	1,2
WTAU 1503 6440	550	1,1	JTAU 1503 6440	450	2,6	BTAU 1503 6440	450	2,9	FTAU 1503 6440	450	2,0
WTAU 2003 6440	800	1,5	JTAU 2003 6440	450	3,2	BTAU 2003 6440	450	3,6	FTAU 2003 6440	450	2,6
WHAU 1002 6150	200	0,5	JSAU 1002 6150	200	1,3	JSAU 1002 6150/B	200	1,5	FSAU 1002 6150	200	1,0
WHAU 1252 6150	300	0,6	JSAU 1252 6150	250	1,5	JSAU 1252 6150/B	250	1,7	FSAU 1252 6150	250	1,1
WHAU 1253 6440	450	0,9	JSAU 1253 6440	450	2,4	JSAU 1253 6440/B	450	2,7	FSAU 1253 6440	450	1,8
WHAU 1603 6440	600	1,1	JSAU 1603 6440	550	2,8	JSAU 1603 6440/B	550	3,1	FSAU 1603 6440	550	2,3
WHAU 2003 6440	800	1,5	JSAU 2003 6440	550	3,3	JSAU 2003 6440/B	550	3,6	FSAU 2003 6440	550	2,7
WHAU 2503 6550	1000	2,3	JSAU 2503 6550	550	4,3	JSAU 2503 6550/B	550	4,6	FSAU 2503 6550	550	3,7
WHAU 1253 6440	450	0,9	JBAU 1253 6440	450	3,4	JBAU 1253 6440/B	450	3,7	FSAU 1253 6440	450	1,8
WHAU 1603 6440	600	1,1	JBAU 1603 6440	600	3,6	JBAU 1603 6440/B	600	3,9	FSAU 1603 6440	600	2,3
WHAU 2003 6440	800	1,5	JBAU 2003 6440	800	4,0	JBAU 2003 6440/B	800	4,3	FSAU 2003 6440	800	2,7
WHAU 2503 6550	1000	2,3	JBAU 2503 6550	800	5,8	JBAU 2503 6550/B	800	6,1	FSAU 2503 6550	800	3,7

* Lose räder inclusive 2 Bundbuchszen

Sonstige Durchmesser auf Anfrage.
Sonstige Härte auf Anfrage.

* Les roues seules sont fournies avec 2 bagues d'épaulement

Autres diamètres sur demande.
Autres duretés sur demande.

© Copyright Colson Europe 2006

Nothing from this brochure may be reproduced (not even extracts) without prior written permission from Colson Europe. Although the content of this brochure has been checked carefully for its accuracy, Colson Europe cannot accept liability for any errors or incomplete information.

Colson Europe retains the right to further develop and change the products listed in this brochure.

Brochure B 0604 E 1

COLSON EUROPE B.V.

Generatorstraat 11
3903 LH Veenendaal
P.O. Box 421
3900 AK Veenendaal
NEDERLAND

Tel. +31 (0)318 53 66 11
Fax +31 (0)318 52 68 76
E-mail info@colson-europe.com
Internet www.colson-europe.com

COLSON EUROPE B.V.

Niederlassung Deutschland
Siemensstrasse 31
D-47516 Kleve
DEUTSCHLAND

Telefon +49(0)1805 67 10 81
Telefax +49(0)1805 67 10 80
E-mail infode@colson-europe.com
Internet www.colson-europe.com

COLSON EUROPE B.V.

Sales office Belgium and Luxemburg
Ringlaan 163
2170 Antwerpen
BELGIUM

Tel. +32 (0)3 644 04 24
Fax +32 (0)3 645 72 44
E-mail infobe@colson-europe.com
Internet www.colson-europe.com

COLSON EUROPE B.V.

Bureau de vente France
21 Avenue Le Corbusier
59042 Lille Cedex
FRANCE

Tel. +33 (0)3 59 56 97 24
Fax +33 (0)3 59 56 97 25
E-mail infofr@colson-europe.com
Internet www.colson-europe.com

Dealer:

