









Swivel castor:

288a 34G100v KPS

On request



Technical data

| | | |
|-------------------------|---|----------|
| Diameter |  | 100 mm |
| Tread width |  | 2x16 mm |
| Height |  | 107 mm |
| Offset |  | 37 mm |
| Top plate dimensions |  | 65x55 mm |
| Top plate hole diameter |  | 8 mm |
| Dist. between holes |  | 41x51 mm |
| Load capacity |  | 60 kg |

Technical description

housing and wheel made of polyamide (PA-RAL 7035)

attachments zinc-plated

Wheel

wheel bandage of polyurethane (PU-RAL 7015)

soft running surface (for hard floors)