









Swivel castor with wheel locking brake:

287b 00G125x KPS

On request



Technical data

| | | |
|-------------------------|---|----------|
| Diameter |  | 125 mm |
| Tread width |  | 2x20 mm |
| Height |  | 135 mm |
| Offset |  | 50 mm |
| Top plate dimensions |  | 65x55 mm |
| Top plate hole diameter |  | 8 mm |
| Dist. between holes |  | 41x51 mm |
| Load capacity |  | 80 kg |

Technical description

housing and wheel made of polyamide (PA)

attachments zinc-plated

hard running surface (for soft floors)

Wheel

polyamide black

plain bearing