






Wheel:

W150CV2H



## Technical data

|                      |   |         |
|----------------------|---|---------|
| Diameter with flange |  | 150 mm  |
| Wheel width          |  | 45 mm   |
| Hub length           |  | 57 mm   |
| Wheel axle diameter  |  | 20 mm   |
| Load capacity        |  | 1000 kg |

## Wheel

Cast iron V-groove wheels with two deep groove ball bearings