






Wheel:

W200PT2Q



## Technical data

Diameter		200 mm
Tread width		75 mm
Hub length		83 mm
Wheel axle diameter		30 mm
Load capacity		1800 kg

## Wheel

Wheels with a cast iron centre and Colson Thane 93° Shore A tyre and two deep groove ball bearings