









Swivel castor with total brake mounted behind:

BTPN 0752 6000



Technical data

Diameter		75 mm
Wheel width		36 mm
Hub length		45 mm
Height		108 mm
Offset		40 mm
Top plate dimensions		105 x 86 mm
Top plate hole diameter		9 mm
Dist. between holes		80/77 x 60 mm
Brake swivel radius		115 mm
Load capacity		400 kg
Weight		1.28 kg

Technical description

Swivel fork of deep drawn zinc-coated steel

Swivel bearing with double ball raceways and sealring

with total lock brake and an extra sturdy

plate (4 mm) and fork legs (3.5 mm)

for even higher load capacity



Wheel

Polyamide wheel with two deep groove ball bearings