








Swivel castor: JTCN 2503 6443



Technical data

Diameter		250 mm
Wheel width		50 mm
Hub length		64 mm
Height		290 mm
Offset		53 mm
Wheel axle diameter		20 mm
Top plate dimensions		135 x 110 mm
Top plate hole diameter		11 mm
Dist. between holes		105 x 75/80 mm
Load capacity		500 kg
Weight		7.7 kg

Technical description

Swivel fork of deep drawn zinc-coated steel Swivel bearing with double ball raceways and sealing an extra sturdy

plate (4 mm) and fork legs (3.5 mm) for even higher load capacity



Wheel

Cast iron wheel with two deep groove ball bearings