






Swivel castor with total brake mounted behind:

BPPE 2007 5000



Technical data

Diameter		200 mm
Hub length		64 mm
Height		235 mm
Offset		53 mm
Wheel axle diameter		12 mm
Bolt hole diameter		12 mm
Load capacity		225 kg
Weight		2.4 kg

Technical description

Swivel fork of deep drawn zinc-coated steel,
swivel bearing with double ball race way and
sealing (excluded the bolt hole fixing plate) with a
total lock brake



Wheel

Dark grey Polypropylene wheel with grey rubber
tyre

(Ecoforma, Shore A 65 - 70)