







Wheel:

WHCP 3603 6662



Technical data

| | | |
|---------------------|---|--------|
| Diameter |  | 360 mm |
| Wheel width |  | 60 mm |
| Hub length |  | 78 mm |
| Wheel axle diameter |  | 30 mm |
| Load capacity |  | 770 kg |
| Weight |  | 12 kg |

Wheel

Cast iron wheel with pressed-on full-elastic rubber tyre

(Shore A 68) with two deep groove ball bearings