







Wheel:

WHCP 1603 6553



## Technical data

|                     |   |        |
|---------------------|---|--------|
| Diameter            |  | 160 mm |
| Wheel width         |  | 50 mm  |
| Hub length          |  | 64 mm  |
| Wheel axle diameter |  | 25 mm  |
| Load capacity       |  | 285 kg |
| Weight              |  | 2.6 kg |

## Wheel

Cast iron wheel with pressed-on full-elastic rubber tyre

(Shore A 68) with two deep groove ball bearings