







Wheel:

WHCN 2503 6551



## Technical data

Diameter		250 mm
Wheel width		50 mm
Hub length		64 mm
Wheel axle diameter		25 mm
Load capacity		1000 kg
Weight		6.4 kg

## Wheel

Cast iron wheel with two deep groove ball bearings