










Swivel castor:

JDPE 1255 1001



Technical data

Diameter		125 mm
Wheel width		27 mm
Hub length		30 mm
Height		155 mm
Offset		45 mm
Top plate hole diameter		12.5 mm
Brake swivel radius		102 mm
Load capacity		120 kg
Weight		0.57 kg

Technical description

Swivel fork of deep drawn zinc-coated steel

Swivel bearing with double ball race way
and sealing



Wheel

Polypropylene wheel with a grey rubber tyre
(Shore A 85) with zincplated threadguards