













Fixed castor:

FRCN 1503 2000



Technical data

Diameter		150 mm
Wheel width		45 mm
Hub length		60 mm
Height		190 mm
Offset		45 mm
Wheel axle diameter		20 mm
Top plate dimensions		135 x 110 mm
Top plate hole diameter		10.5 mm
Dist. between holes		105 x 75,80 mm
Brake swivel radius		154 mm
Load capacity		600 kg
Weight		3.9 kg



Wheel

Cast iron wheel with two deep groove ball bearings