











Swivel castor with total brake mounted behind:

BXPP 1005 1000



Technical data

| | | |
|---------------------|---|---------|
| Diameter |  | 100 mm |
| Wheel width |  | 35 mm |
| Hub length |  | 40 mm |
| Height |  | 127 mm |
| Offset |  | 33 mm |
| Wheel axle diameter |  | 12 mm |
| Bolt hole diameter |  | 12.5 mm |
| Brake swivel radius |  | 135 mm |
| Load capacity |  | 150 kg |
| Weight |  | 0.9 kg |

Technical description

Swivel fork of deep drawn stainless steel

Swivel bearing with double ball race and sealring
with a total lock brake



Wheel

White Polypropylene wheel
with a plain bearing