












Swivel castor with total brake mounted behind:

BXPN 1001 5100



Technical data

Diameter		100 mm
Wheel width		32 mm
Hub length		45 mm
Height		128 mm
Offset		38 mm
Top plate dimensions		105 x 85 mm
Top plate hole diameter		9 mm
Dist. between holes		80 x 60 mm
Brake swivel radius		128 mm
Load capacity		150 kg
Weight		0.8 kg

Technical description

Swivel fork of deep drawn stainless steel

Swivel bearing with double ball race and sealring

with a total lock brake



Wheel

Polyamide wheel with one sealed deep groove ball bearing