













Swivel castor with total brake mounted behind:

BXPG 1001 1100



Technical data

| | | |
|-------------------------|---|-------------|
| Diameter |  | 100 mm |
| Wheel width |  | 30 mm |
| Hub length |  | 40 mm |
| Height |  | 127 mm |
| Offset |  | 33 mm |
| Wheel axle diameter |  | 12 mm |
| Top plate dimensions |  | 105 x 80 mm |
| Top plate hole diameter |  | 9 mm |
| Dist. between holes |  | 80 x 60 mm |
| Brake swivel radius |  | 135 mm |
| Load capacity |  | 70 kg |
| Weight |  | 1.1 kg |

Technical description

Swivel fork of deep drawn stainless steel

Swivel bearing with double ball race and sealring

with a total lock brake



Wheel

Polypropylene wheel with grey rubber tyre (Shore A 85) and plain bearing