









Swivel castor with total brake mounted behind:

BTPB 1005 5000



Technical data

| | | |
|---------------------|---------------------------------------------------------------------------------------|--------|
| Diameter |  | 100 mm |
| Wheel width |  | 35 mm |
| Hub length |  | 50 mm |
| Height |  | 125 mm |
| Offset |  | 40 mm |
| Bolt hole diameter |  | 12 mm |
| Brake swivel radius |  | 134 mm |
| Load capacity |  | 160 kg |
| Weight |  | 1.1 kg |

Technical description

Swivel fork of deep drawn zinc-coated steel

Swivel bearing with double ball raceways and sealring

with total lock brake and an extra sturdy

plate (4 mm) and fork legs (3.5 mm)

for even higher load capacity



Wheel

Polyamide wheel with blue rubber tyre

(Shore A 70) with one deep groove ball bearing