












Swivel castor with total brake mounted behind:

BPPR 0801 5100



## Technical data

|                         |   |             |
|-------------------------|---|-------------|
| Diameter                |    | 80 mm       |
| Wheel width             |    | 32 mm       |
| Hub length              |    | 42 mm       |
| Height                  |    | 105 mm      |
| Offset                  |    | 38 mm       |
| Top plate dimensions    |    | 105 x 85 mm |
| Top plate hole diameter |    | 9.6 mm      |
| Dist. between holes     |   | 80 x 60 mm  |
| Brake swivel radius     |  | 113 mm      |
| Load capacity           |  | 120 kg      |
| Weight                  |  | 0.92 kg     |

## Technical description

Swivel fork of deep drawn zinc-coated steel, swivel bearing with double ball race way and sealing (excluded the bolt hole fixing plate) with a total lock brake



## Wheel

Dark grey Polypropylene wheel with a blue elastic rubber tyre (Performa, Shore A 65-70) with one deep groove ball bearing