











Swivel castor with total brake mounted behind:

BPPP 0805 1000



Technical data

Diameter		80 mm
Wheel width		32 mm
Hub length		40 mm
Height		105 mm
Offset		38 mm
Wheel axle diameter		12 mm
Bolt hole diameter		12.3 mm
Brake swivel radius		108 mm
Load capacity		100 kg
Weight		0.6 kg

Technical description

Swivel fork of deep drawn zinc-coated steel,

swivel bearing with double ball race way and searing (excluded the bolt hole fixing plate) with a total lock brake



Wheel

White Polypropylene wheel

with a plain bearing