











Swivel castor with total brake mounted behind:

BPPM 1255 1001



Technical data

| | | |
|---------------------|---|---------|
| Diameter |  | 125 mm |
| Wheel width |  | 37.5 mm |
| Hub length |  | 45 mm |
| Height |  | 156 mm |
| Offset |  | 41 mm |
| Wheel axle diameter |  | 15 mm |
| Bolt hole diameter |  | 12.3 mm |
| Brake swivel radius |  | 138 mm |
| Load capacity |  | 100 kg |
| Weight |  | 1.3 kg |

Technical description

Swivel fork of deep drawn zinc-coated steel,

swivel bearing with double ball race way and
sealing (excluded the bolt hole fixing plate) with a
total lock brake



Wheel

Polypropylene wheel with black rubber tyre (Shore
A 85) and plain bearing