

Swivel castor with total brake mounted behind:







357h 32C150b Z522

On request

RHOMBUS



Technical data

Diameter		150 mm
Tread width		32 mm
Height		183,5 mm
Offset		38 mm
Stem size		24x45 M8/19 mm
Load capacity		110 kg

Technical description

sheet steel metal housing

swivel bearing with double ball race

zinc passivated

also available with plate PD (77x67 mm) and bolt hole LC (11 mm)



Wheel

solid rubber tyre blue-grey (Shore A 80)

sheet steel metal rim zinc passivated

metal thread guard

flange bearing