










Swivel castor with total brake mounted behind:

**BPPC 1255 7000**



## Technical data

|                     |   |        |
|---------------------|---|--------|
| Diameter            |    | 125 mm |
| Wheel width         |    | 40 mm  |
| Hub length          |    | 50 mm  |
| Height              |    | 156 mm |
| Offset              |    | 41 mm  |
| Bolt hole diameter  |    | 12 mm  |
| Brake swivel radius |    | 138 mm |
| Load capacity       |   | 150 kg |
| Weight              |  | 1 kg   |

## Technical description

Swivel fork of deep drawn zinc-coated steel,

swivel bearing with double ball race way and sealring (excluded the bolt hole fixing plate) with a total lock brake



## Wheel

Dark grey Polypropylene wheel with grey antistatic rubber tyre

(Performa, Shore A 65 - 70) with one stainless steel deep groove ball bearing