






Swivel castor with total brake mounted in front:

BFCV 1503 6100



Technical data

Diameter		150 mm
Wheel width		38 mm
Hub length		62 mm
Height		202 mm
Offset		59 mm
Wheel axle diameter		12 mm
Top plate dimensions		150 x 110 mm
Top plate hole diameter		10.5 mm
Dist. between holes		105 x 75,80 mm
Load capacity		730 kg
Weight		5.6 kg



Wheel

Cast iron wheel with bonded-on Vulkollan tyre (Shore A 92) with two ball bearings